

## New WIFI for Residential Unit & Toshiba Home AC App

**TOSHIBA** are pleased to announce the release of the new wireless adapters for the Toshiba Home AC Control App to join the RAS line-up.

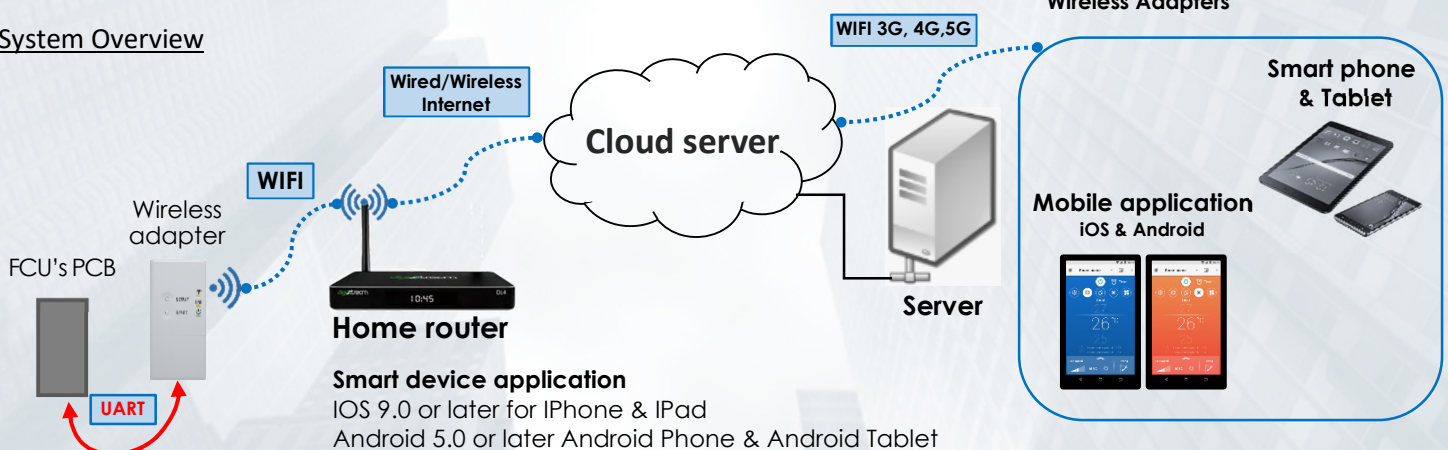
### 1. Line Up

RB-N105S-G      RB-N106S-G



Wi-Fi Wireless Adapter for RAS		
New model	Previous model	Connection
RB-N105S-G	RB-N103S-G	Without connector cable
RB-N106S-G	RB-N104S-G	With connector cable

### 2. System Overview



### 3. Connectable Units



**High Wall type A**  
(inside IDU installation RB-N105S-G)



**High Wall type B**  
(inside IDU installation RB-N105S-G)



**High Wall type C**  
(Outside IDU installation RB-N106S-G)



**Console**  
(Outside IDU installation RB-N106S-G)

Controllable for residential AC both single split and multi-split type

Please refer to the compatible model list at the end of this Bulletin

## 4. Features and Specifications

Wireless Adapter Specification	
Dimension (LxWxH)	100 x 50 x 16 mm
Connector length	650mm (for RB-N106S-G)
Net weight	0.05 kg
Operating temperature	0~40°C
Power input	DC 5.0V (from indoor unit)
Power consumption	0.1 watts
Enclosure material	PC/ABS (flame retardant UL94-V1)
WIFI band	2.4 GHz
Radio protocol	IEEE 802.11b/g/n
Control & Connection	
Connection	1 x Adapter; 1 x Indoor
Control 1 x AC system	5 users (common email address)
Control 1 x user	Maximum 10 AC systems
Maximum AC group/zone	3

Features	
On/Off control	All AC & Group setting
Operation mode:	Indoor temperature
Cool; Heat; Dry; Fan; Auto	Outdoor temperature
Temperature setting	Quiet FCU
Fan speed	Power select
Swing louvre	Child lock
Individual weekly schedule	On/Off timer
Group/Zone setting	8°C function
Multuser (max. 5)	ECO
Multiple A/C control (max. 10)	Silence
Auto update	Fire place
Multiple language	Hi power
Signal error	Pure (for Plasma ionizer/Plasma ion charger)
All AC & Group On/Off	Ion charger
All AC & Group weekly schedule	Floor (for Console)

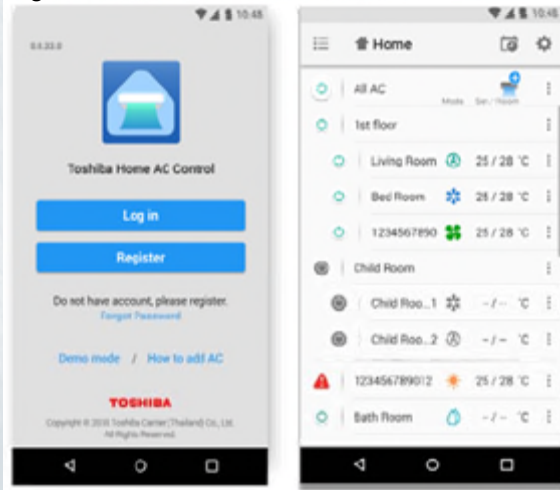
Features based on software and AC models. Please refer to the compatible model list at the end of this Bulletin

## 5. Application Control

Users can download the mobile application from App Store or Google Play with the name "Toshiba Home AC Control".

### Toshiba Home AC Control

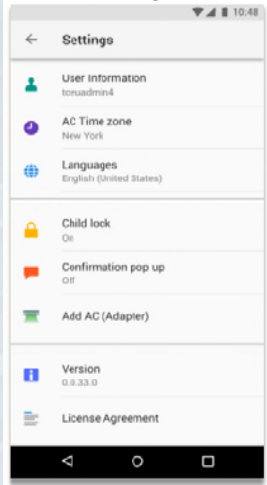
#### Log In/Home



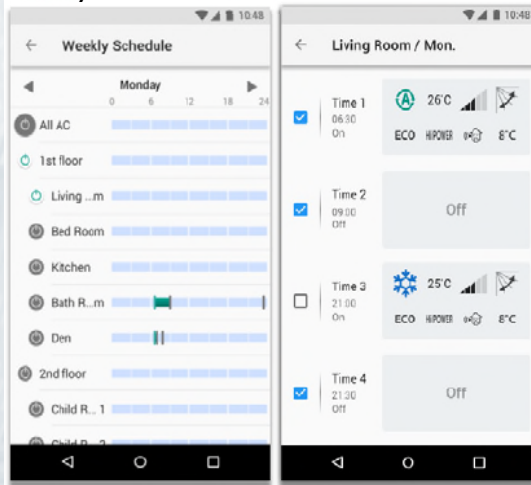
#### Operation mode (Auto; Cool; Heat; Fan only; Dry; Off)



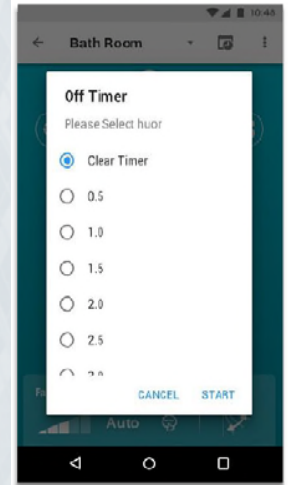
#### General setting



#### Weekly schedule

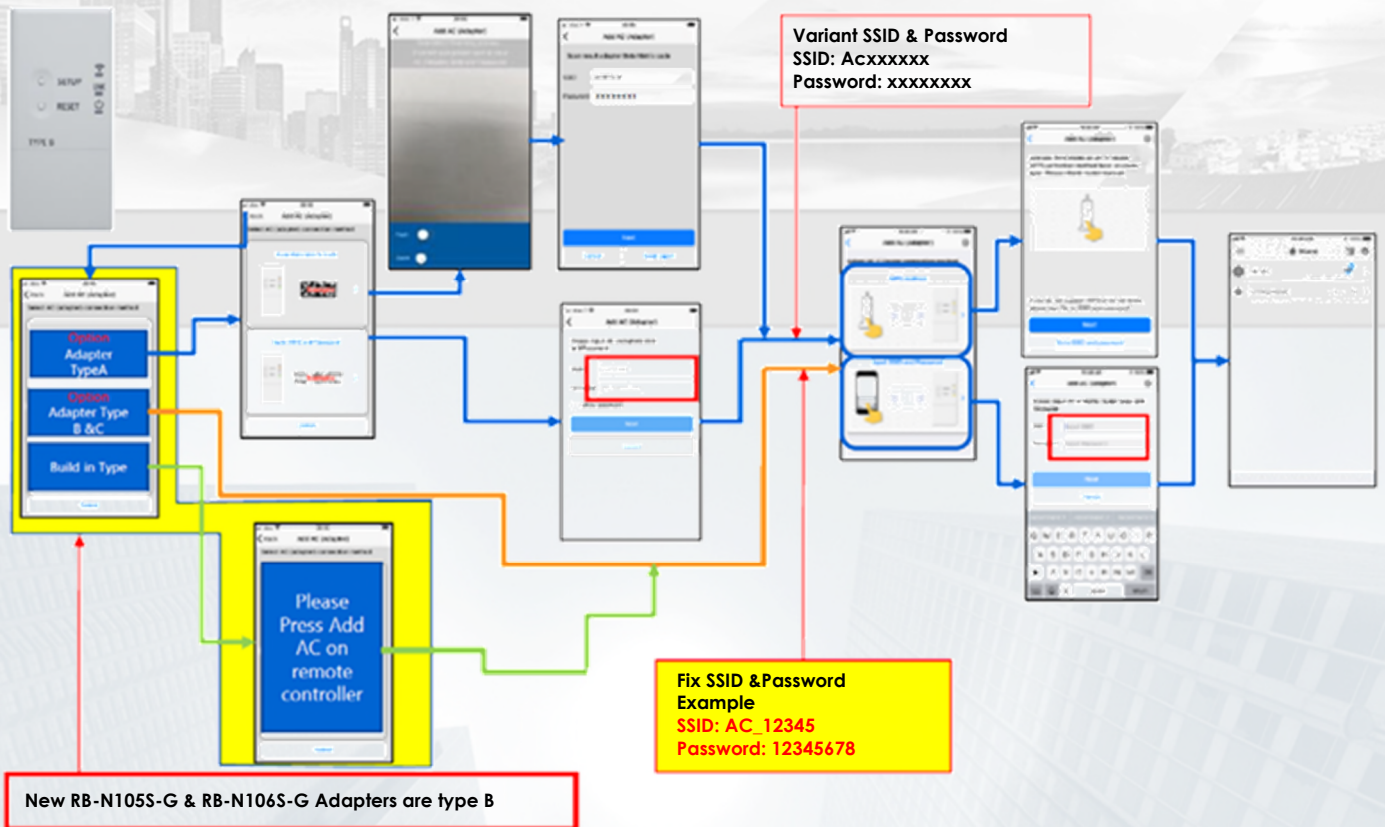


#### Timer



## 6. Registration

New improved registration method





## 7. Production

Mass production May 2021. Available when current inventory of RB-N103S-G and RB-N104S-G have been exhausted.

For further information please contact our customer support team on [0870 843 0333](tel:0870 843 0333), your local representative, your supplier of **TOSHIBA** products or email any enquiries to: - [general.enquiries@toshiba-ac.com](mailto:general.enquiries@toshiba-ac.com)

## Compatible model & features information

EU

	MIRAI	SEIYA		SHORAI		SHORAI EDGE	DSK9 (1:1&IMS)	Console (IMS)	Console (1:1&IMS)	Duct	Compact Cassette
 											
Wireless adapter model**		RB-N106S-G	RB-N105S-G	RB-N106S-G	RB-N105S-G	RB-N105S-G	RB-N105S-G		RB-N106S-G		
FCU Capacity		5 - 18k 24k		5 - 16k 18 - 24k		All	All		All		
Compatible FCU Model*	RAS-B-BKVG, RAS-BKV	RAS-M/B-J2KVG, RAS-B-TRVG		RAS-M/B-PKVSG		RAS-M/B-J2KVSG RAS-M/B-N4KVSG	RAS-(M)-PKVG	RAS-B-U2FVG-E	RAS-B/M-U2FVG-EI RAS-B/M-J2FVG-EI	RAS-M-U2DVG	RAS-M-U2MUVG
FCU Manufacturing date	Mar'18	Jan'19		Mar'18 Feb'19		Jan'20	May'18	Apr'18	Jan'19	Mar'18	Mar'18
FCU Serial number	-	From 1 <sup>st</sup> mass		From 1 <sup>st</sup> mass From 9220001		From 1 <sup>st</sup> mass	From 1 <sup>st</sup> mass	-	From 1 <sup>st</sup> mass	-	-

Toshiba WiFi general features											
Operation mode selection											
Temperature setting											
Fan speed											
Swing louvre											
Individual weekly schedule setting											
Grouping/ Zone setting											
Multi user up to 4 users											
Multicontrol up to 10 Acs											
Multi language											
Signal error code											
Toshiba WiFi special features											
All AC & Group On/Off control											
All AC & Group weekly schedule setting											
All AC & Group setting											
Indoor temperature											
Outdoor temperature											
Quiet FCU											
Power select											
Child lock											
On/Off timer											
Additional feature by FCU software											
8°C Function											
ECO											
Silence CDU											
Fire place											
Hi-Power											
Pure (only Ionizer, Plasma)											
Floor (only Console)											

Legend :

Available

Non available

\* For new AC model please see compatible AC model and Wireless adapter model in AC product bulletin.

\*\* Features of discontinued models (RB-N101S-G, RB-N102S-G) are as same as new models (RB-N105S-G, RB-N106S)